



STULZ

CLIMATE. CUSTOMIZED.



CyberAir 3PRO CW

Innovative chilled water cooling for data centers.
Made in Germany.

STULZ air conditioning systems for mission-critical applications – around the globe



For 40 years we have been one of the world's leading manufacturers of air conditioning solutions for mission-critical applications. For our customers, we develop and produce air conditioning systems and chillers, plan individual air conditioning solutions, implement the systems and keep them up and running with our own service department.

Our headquarters are in Hamburg. With 19 subsidiaries, 10 production sites, and sales and service partners in over 140 countries, we make sure we are close to our customers wherever they are in the world.



Technical peak performance from Germany

It is the combination of decades of experience and a continuous innovative spirit that makes STULZ unique. From engineers to customer advisers, we collaborate in close-knit teams to develop and continually optimize our air conditioning and chilled water systems throughout all stages of development. So it should come as no surprise that our systems are extremely reliable and durable, setting the benchmark for energy efficiency around the globe.



High quality service worldwide close to you

Our trained and experienced sales and service partners are located in over 140 countries. The resulting proximity to our customers allows fast response times. In addition, regular training courses and an active exchange of information ensure high quality and an extensive knowledge of all our products. This way, you can be sure your products are in the best hands and get the right maintenance - all over the world.



Maximum cooling capacity Minimum footprint Optimum efficiency

The CyberAir 3PRO CW controls the conditions in the data center with the utmost precision, reliability and energy efficiency. Because STULZ technology leads the field, it can exploit potential savings to the full while still ensuring maximum reliability.

No matter how different data centers may be, the CyberAir 3PRO CW is flexible and made to measure: it is available in Upflow, Downflow, Raised Floor and High versions, and in seven sizes.



+ Advantages at a glance

- Maximum energy efficiency thanks to leading STULZ technology
- Maximum potential savings with Indirect Dynamic or Direct Free Cooling
- Maximum cooling capacity with a minimal footprint
- Highly efficient air conduction (Airflow Efficiency Ratio)
- Optimized for operating conditions based on the ASHRAE recommendation
- Flexibility for individual customer solutions: 2 cooling systems (CW, CW2), 7 sizes, different air conduction methods, a variety of heat exchangers
- Superior EER values due to maximum size heat exchangers and filter surfaces
- Minimal pressure drops thanks to the unit's optimum design
- EC fans reduce power consumption
- Compact design facilitates transport and installation
- Control based on the supply air, return air, room air and server inlet temperature
- CW-Standby-Management, Differential Pressure Control and Filter-Control-Management
- Individual unit test at the STULZ Test Center

"Reliability and energy efficiency are the principal challenges for all data center operators. The CyberAir 3PRO CW has been developed to satisfy both these requirements."

Reliability & energy efficiency #1

Fans in the raised floor

The CyberAir 3PRO CW offers four air conduction systems. ASR air conduction (fans integrated under the raised floor), in particular, hugely reduces fan power consumption by ensuring minimal turbulence and changes in airflow direction, for energy savings that you will notice straight away.

Reliability & energy efficiency #2

Heat exchangers with optimized Energy Efficiency Ratio (EER)

The new CyberAir 3PRO CW has enabled EER values to be considerably increased even further. This was achieved by modifying the geometry of the heat exchangers and optimizing the unit's design to ensure minimal pressure drops, greatly increasing efficiency.




EC fan with 630 mm diameter



Increased energy efficiency, reduced power consumption and noise:

- Specially developed for the STULZ CyberAir 3PRO
- Speed-controlled fan
- Minimal power consumption
- Reduced noise
- Nominal airflow rate at a fan speed optimized for partial load
- High airflow in each size
- State-of-the-art motors, electronic processor and impellers
- Aerodynamically optimized vanes
- Integrated soft start
- Surpasses the requirements of EU Ecodesign Directive ErP 2015

Optimized heat transfer



In chilled water systems, the heat exchangers are the most important component and a guarantee of the best possible heat transfer. The heat exchanger system of the CyberAir 3PRO CW is continually being further developed and optimized for the latest data center applications. Different versions of heat exchangers are available, ensuring the flexibility to satisfy every customer's specific requirements.

Special solution for modernized data centers:

A special heat exchanger is suitable for operation at high air-side and low water-side temperatures – and therefore for data center modernization projects where old chillers will continue to be used. This configuration enables supply air conditions in accordance with the ASHRAE recommendation.

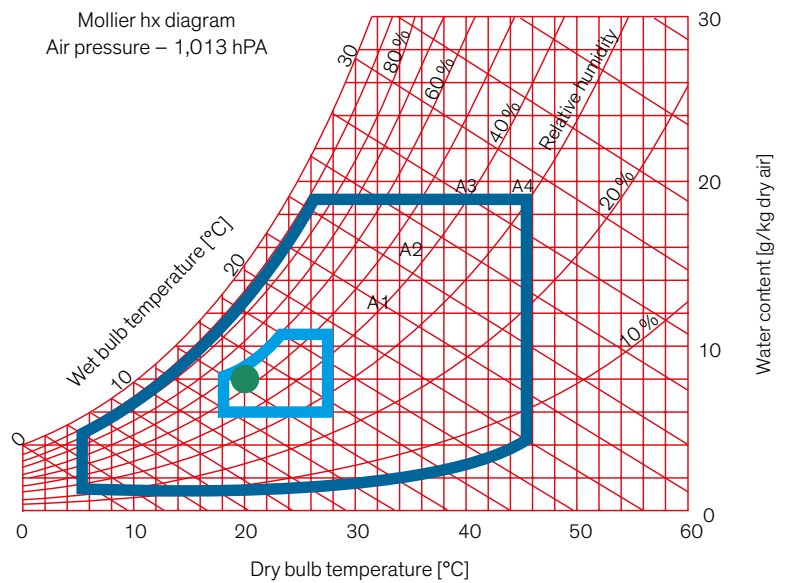
+ Advantages at a glance

- Optimized cooling unit geometry
- Reduced water and air-side pressure drops
- Several versions for maximum flexibility

Optimum supply air conditions as per ASHRAE recommendation

In order to cool data centers as efficiently as possible without compromising on reliability in return, ASHRAE has published a recommendation for the air temperature at the server inlet. For decades, STULZ has been developing air conditioning units for mission-critical applications, in which malfunctions could have severe consequences. However, in order to keep a constant eye on energy efficiency as well, the supply air conditions of the CyberAir 3PRO CW have been optimized to achieve the range recommended by ASHRAE.


- ASHRAE recommendation: Range in which IT systems work both with the greatest reliability and the most energy efficiency
- Supply air temperature of the STULZ CyberAir 3PRO CW
- allowable range



Safe control, reliable monitoring

Everything at a glance with the C7000 controller:

- Autonomous controllers in every air conditioning module ensure maximum redundancy (no chain reaction if a module fails)
- Optional sequencing with standby functions enables the individual air conditioning modules of a group to be used to a greater or lesser extent with the utmost flexibility
- Central control of up to 20 air conditioning modules per data bus system is possible

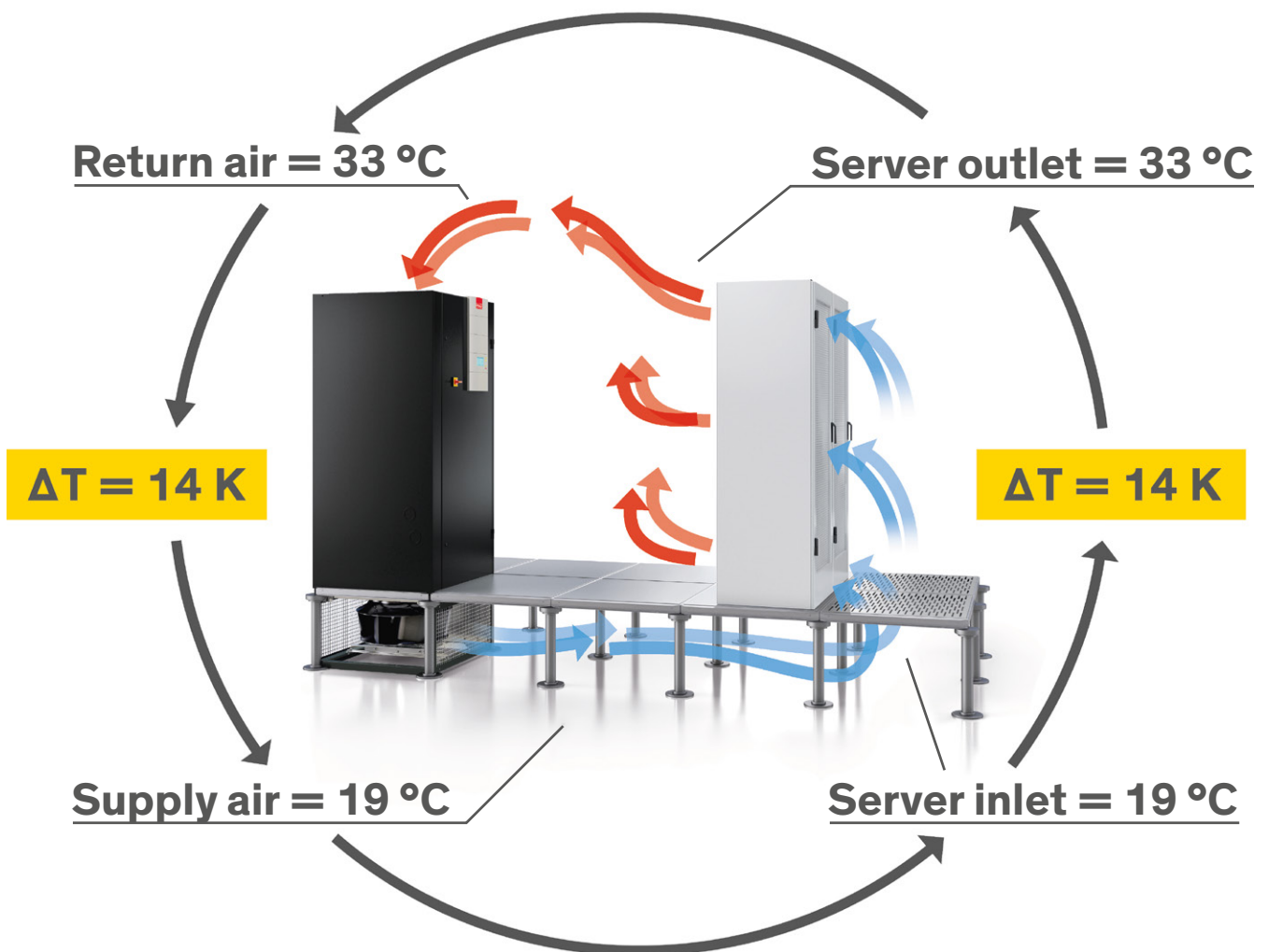


Dynamic control for precise temperature regulation

The air-side difference in temperature between the air inlet and outlet of server cabinets and air conditioning systems is known as ΔT . To ensure optimum operation and the greatest possible savings on running costs, it is vital that the ΔT of the air conditioning units is adapted precisely and efficiently to the ΔT of your server cabinets.

The dynamic control enables this adaptation to changing IT requirements, thereby ensuring maximum energy efficiency during operation.

Schematic diagram:

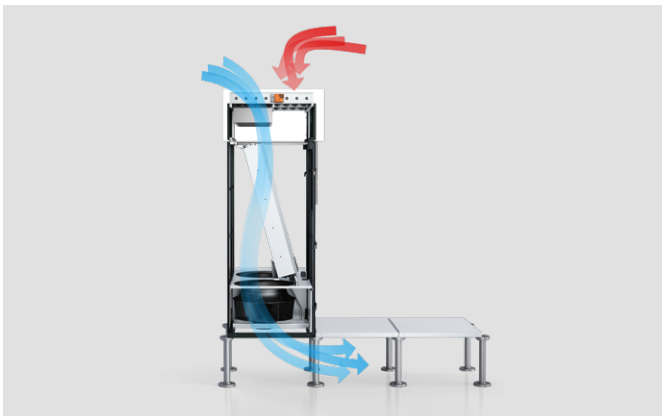


Potential savings with Free Cooling

Direct Free Cooling

With Direct Free Cooling, the CyberAir 3PRO CW air conditions data centers up to 90 % more economically than conventional compressor cooling systems. The prerequisite for this is data centers with wider temperature and humidity tolerances.

Direct Free Cooling exploits the potential of outside temperatures to air condition the data center using the cool outside air. Via the CyberAir 3PRO CW, the outside air, which has been treated by filter systems, gets directly into the server room.



The FCP design with the dampers on top is a flexible construction that takes up no extra space.

Special solution for small to medium-sized data centers: Direct Free Cooling with FreeCool Plenum

To exploit huge potential savings in smaller data centers, too, and when modernizing existing cooling systems, CyberAir 3PRO CW units with downflow air conduction can be equipped with the FreeCool Plenum Free Cooling box. With this option, Free Cooling is automatically combined with the chiller system's compressor cooling in three variable stages, to suit the outside temperature and cooling needs, ensuring that maximum savings are always exploited to the full:

1. Free Cooling

- The outside air damper opens
- Outside air is conveyed through the filter of the FreeCool Plenum directly into the unit, then into the data center
- The compressor of the chiller system remains off, completely saving the cooling energy normally required

2. Mixed mode

- As 1, plus:
- The compressor of the chiller system is additionally switched on for support
- When the outside air damper is open, the compressor of the chiller system runs in partial load mode
- The return air damper of the FreeCool Plenum opens to the appropriate degree

3. DX mode

- The CyberAir 3PRO CW cools exclusively using the chiller system's compressor
- The outside air damper remains closed, and no outside air is used for cooling
- Return air damper open 100 %

Indirect Dynamic Free Cooling

Indirect Dynamic Free Cooling is the only system in the world with automatic efficiency optimization, which is developed and marketed exclusively by STULZ. It offers a twofold advantage: In addition to energy savings of up to 60 %, the dual circuit system increases redundancy and therefore cuts the probability of failure to a minimum, so that the cooling system always runs with minimal energy consumption.

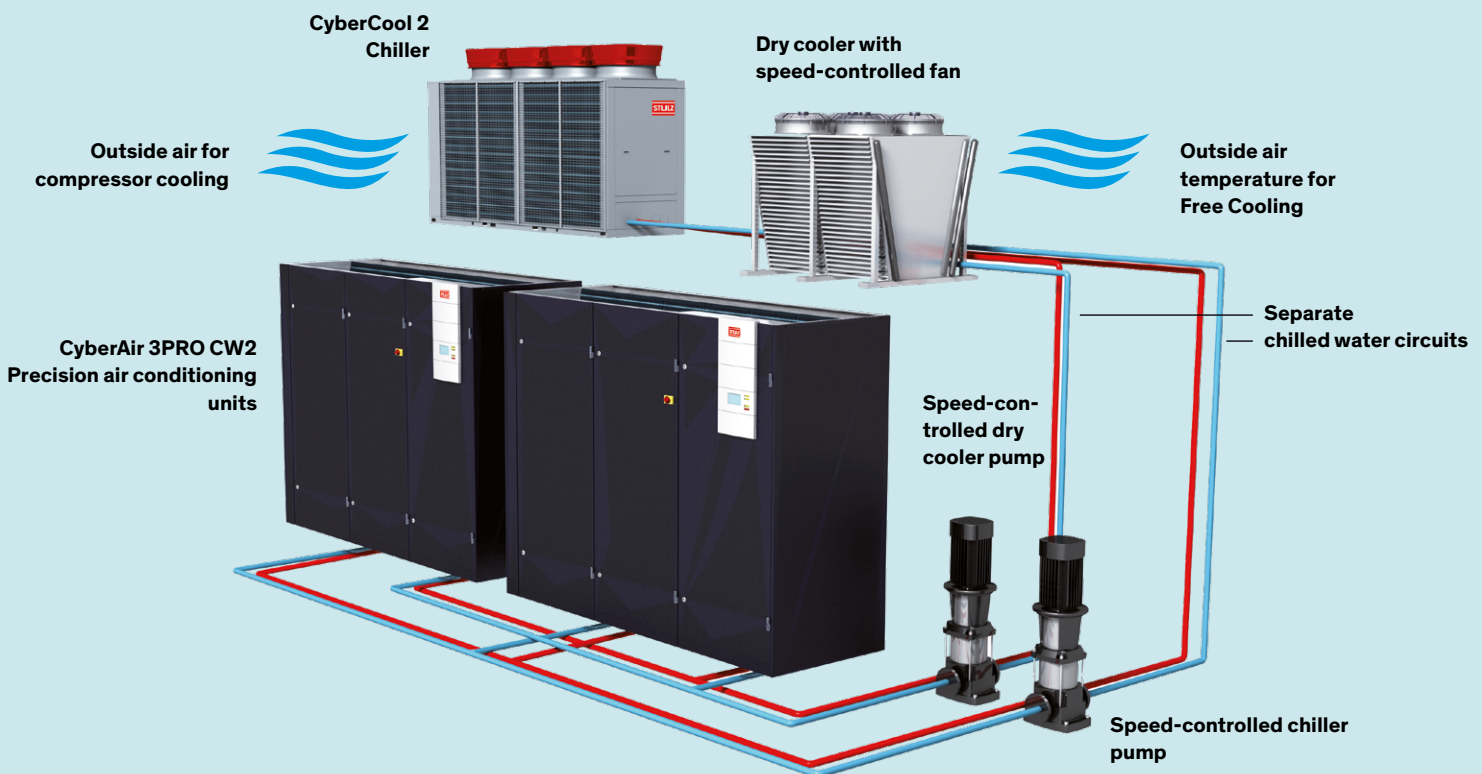
Indirect:

With Indirect Free Cooling, no outside air gets into the data center.

Dynamic:

The dry cooler, chiller and precision air conditioning unit are actuated automatically to suit the prevailing heat load and outside temperature, irrespective of water temperatures.

Indirect Dynamic Free Cooling components



Advantages of Indirect Dynamic Free Cooling with the CyberAir 3PRO CW2

- The world's only Free Cooling with automatic efficiency optimization
- Up to 60 % energy savings
- Situational control based on heat load and outside temperature, with no fixed Free Cooling start value
- Networking of all active components: CyberAir 3PRO CW modules (including standby units), dry cooler, chiller and pumps
- Dual cooling circuit for maximum reliability

Combined efficiency from STULZ: CyberAir 3P

Air conditioning solutions from STULZ offer synchronized overall systems that cool server rooms efficiently and reliably. For data centers, in particular, combining the CyberCool 2 chiller with the CyberAir 3PRO CW precision air conditioning unit is an investment in lasting quality, reliability and outstanding efficiency.



Chilled water cooling (CW) – efficiency, flexibility and reliability

Maximum efficiency

Water transfers heat 3,500 times better than air, which explains the efficiency of chilled water systems. Only the chilling energy the data center actually needs is produced. And Free Cooling has the potential to reduce power consumption radically – by up to 90 %.

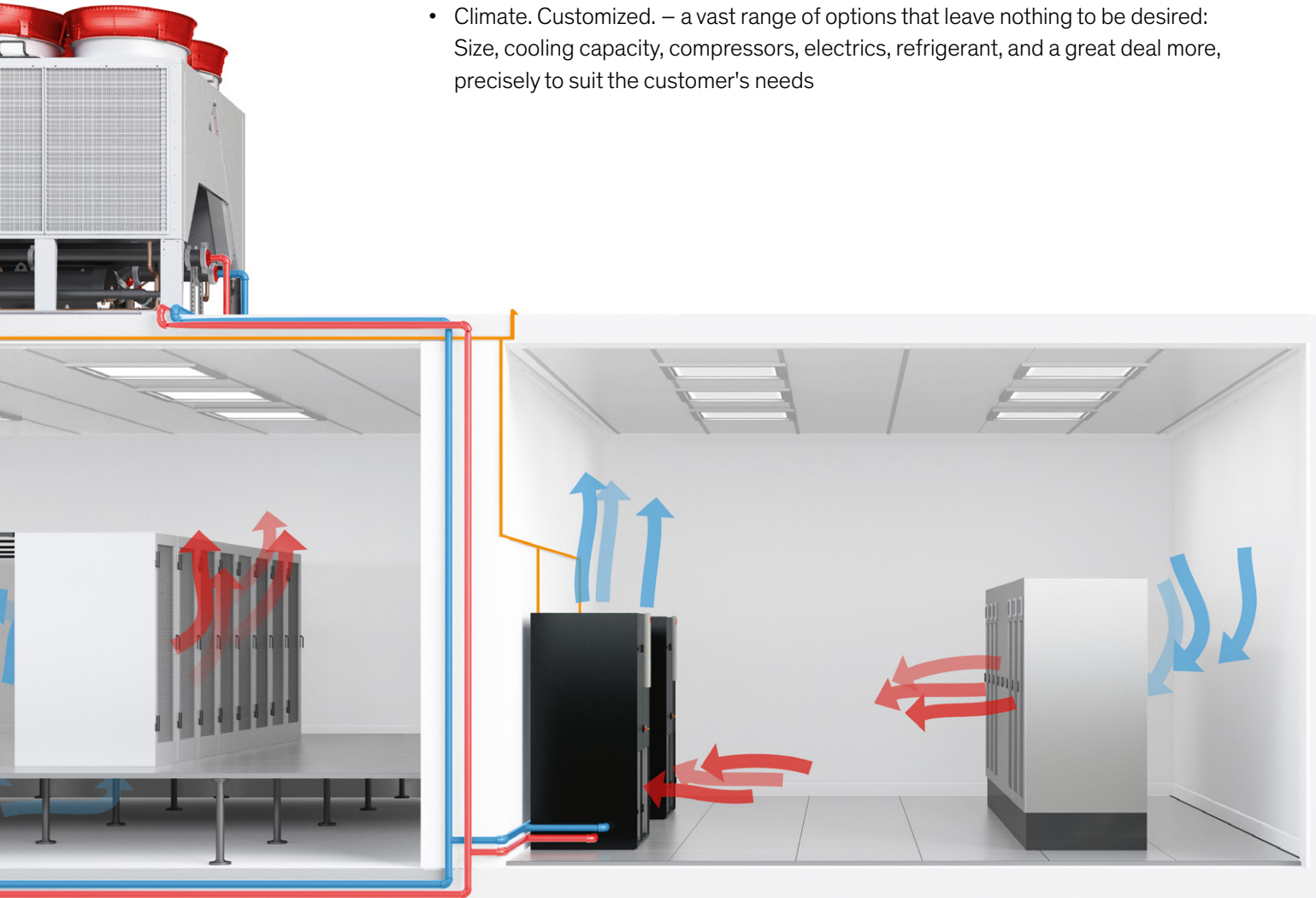
Optimum flexibility

Chilled water systems can be flexibly adapted, whether intended for a first-time installation or for modernization. The components can be adapted in terms of size, quantity, layout, room type, IT, heat load and air conduction, and can be combined with and without raised floor. A CW system is always universal.

RO CW with CyberCool 2 chiller

Efficient, reliable and quiet: the CyberCool 2 chiller

- TCO leader: the lowest overall costs over lifetime
- Maximum size components for the highest possible energy efficiency
- Operational reliability made in Germany: ideally harmonized system components for use 24/7/365
- Climate. Customized. – a vast range of options that leave nothing to be desired: Size, cooling capacity, compressors, electrics, refrigerant, and a great deal more, precisely to suit the customer's needs



Superior reliability

Made in Germany – at STULZ, this is a promise of quality, reliability and a long life. It incorporates solid production engineering, innovative cooling technology, simple and intuitive use and – if the occasion arises – lightning-fast service on your doorstep and excellent spare part availability.

TCO leader

STULZ chiller solutions are consistently further developed to be the best when it comes to a TCO comparison: chiller systems that continue to have the lowest overall running costs over their lifetime, in all operating conditions. With STULZ, data center operators are making a sensible investment decision, because they realize: investing in the quality, reliability and efficiency of STULZ chiller solutions pays off during operation after just a short time, due to energy savings and operational reliability.

Integration made easy: ASR, ASH, ASD and ASU versions


The CyberAir 3PRO CW is a model of adaptability. Size, cooling capacity, blow-out direction, type of heat exchanger, or control: you can adapt STULZ air conditioning solutions precisely to your data center's individual requirements.



ASR and ASH version




ASR
Air conduction front/
back/down



ASR
Air conduction
front




ASH
Air conduction
down




ASH
Air conduction as
displacement



ASD and ASU version



ASD
Downflow



ASU
Upflow

ASR (R=Raised Floor)
ASH (H=High)
ASD (D=Downflow)
ASU (U=Upflow)

Climate. Customized.

From standard units to completely tailor-made customer solutions – the ability to offer such a bandwidth for customers is the embodiment of our philosophy, "Climate. Customized." Our aim is to put our customers' wishes into practice in the ideal way, to create perfectly adapted air conditioning solutions that are at once powerful, reliable and efficient.

Climate. Customized. #1 Standard units

For its standard units, STULZ offers a huge selection of accessories and options, which permit high flexibility and individualization – from our standard catalog.

Climate. Customized. #2 Standard units with special options

If the standard catalog does not suffice, our Design and Development departments can create special options that further individualize the standard unit.

Climate. Customized. #3 Tailor-made air conditioning solutions

STULZ has the solution! In the best case, this can mean that the planning, implementation and ongoing support of air conditioning solutions is completely tailored to the customer's needs. Ideally, the data center and air conditioning solution are developed hand in hand, so that all performance features are perfectly harmonized right from the beginning.

Options for the CyberAir 3PRO CW

Tailor-made solutions for data centers are achieved by numerous options and equipment versions:

- Dual power supply with automatic or manual switchover plus option of UPS buffering of the controller
- Pressure independent 2-way control ball valve
- C7000 Advanced user interface
- C7000 AT controller with display of airflow rate, total cooling capacity, unit EER
- Indirect Dynamic Free Cooling for CW2
- Intake plenum for Direct Free Cooling
- Electric heater, one to three stages, continuous
- Reheating of hot water reheat
- Continuous steam humidification
- Raised floor stand in various heights
- Louver dampers
- Duct fitting with pocket filter attachment F7, F9
- 3-way CW valve
- Smoke and fire alarms
- Suitable for connection to all common BMS systems, RS485 and RS232 interface for direct connection to a BMS

Pressure independent 2-way control ball valve

The CyberAir 3PRO CW can be equipped with a pressure independent control valve.

Performance features and advantages:

- The water flow rate is regulated independently from the differential pressure
- Automated hydraulic compensation
- Reduced energy consumption of pumps in the hydraulic system



Technical data

CyberAir 3PRO ASR/ASH CW Technical Data

CyberAir 3PRO ASR CW

Raised Floor (1 chilled water circuit)		400	610	1040	1360	1710	2060	2410
Airflow	m ³ /h	10,200	12,700	20,000	24,000	31,000	40,000	46,000
Cooling capacity (total) ¹⁾ Water temperature: 12 °C/18 °C	kW	56.5	74.3	114.2	140.9	181.1	237.9	272.8
Noise ¹⁾²⁾	dBA	50	55	54	58	57	56	59
EER ¹⁾	kW/kW	40.36	49.53	45.68	41.44	41.16	40.32	35.43
AER ¹⁾³⁾	W/(m ³ /h)	0.14	0.12	0.13	0.14	0.14	0.15	0.17
Size		1	2	3	4	5	7	8

CyberAir 3PRO ASH CW

High (1 chilled water circuit)		400	610	1040	1360	1710	2060	2410
Airflow	m ³ /h	9,600	12,200	19,500	23,200	30,000	39,500	44,500
Cooling capacity (total) ¹⁾ Water temperature: 12 °C/18 °C	kW	53.8	71.8	111.8	136.8	176.1	235.4	265.2
Noise ¹⁾²⁾	dBA	55	55	54	58	58	56	58
EER ¹⁾	kW/kW	35.87	44.88	39.93	38.00	31.45	36.22	32.74
AER ¹⁾³⁾	W/(m ³ /h)	0.16	0.13	0.14	0.16	0.19	0.16	0.18
Size		1	2	3	4	5	7	8

Dimensions

Size		1	2	3	4	5	7	8	
Width	mm	950	1,400	1,750	2,200	2,550	3,110	3,350	
Height	mm	2,495							
Depth	mm	890					980		

Comments:

All data apply at 400 V/3 ph/ 50 Hz with 20 Pa ESD

¹⁾ Return air conditions: 33 °C/30 % r.h.; glycol proportion: 0 %

²⁾ Noise measured at a distance of 2 m in free-field conditions

³⁾ AER = Airflow Efficiency Ratio = Fan power input / Airflow

CyberAir 3PRO ASR CW2

Technical data

CyberAir 3PRO ASR CW2

Raised Floor (2 chilled water circuits)		360	580	770	1080	1460	1960	2160
Airflow	m ³ /h	9,500	12,200	18,400	22,600	29,500	38,000	45,000
Cooling capacity (total) ¹⁾ Water temperature: 12 °C/18 °C	kW	2 x 40.2	2 x 56.3	2 x 92.2	2 x 115.2	2 x 139.7	2 x 186.7	2 x 195.0
Noise ¹⁾²⁾	dBA	49	55	54	57	56	55	58
EER ¹⁾	kW/kW	33.50	40.21	38.42	36.00	34.07	34.57	28.26
AER ¹⁾³⁾	W/(m ³ /h)	0.13	0.11	0.13	0.14	0.14	0.14	0.15
Size		1	2	3	4	5	7	8

Dimensions

Size		1	2	3	4	5	7	8
Width	mm	950	1,400	1,750	2,200	2,550	3,110	3,350
Height	mm	2,495						
Depth	mm	890					980	

Comments:

All data apply at 400 V/3 ph/ 50 Hz with 20 Pa ESD

¹⁾ Return air conditions: 33 °C/30 % r.h.; glycol proportion: 0 %

²⁾ Noise measured at a distance of 2 m in free-field conditions

³⁾ AER = Airflow Efficiency Ratio = Fan power input / Airflow

CyberAir 3PRO ASD/U CW

Technical data

CyberAir 3PRO ASD CW

Downflow (1 chilled water circuit)		430	640	940	1220	1560	2080
Airflow	m ³ /h	9,000	12,800	19,000	22,000	29,500	39,000
Cooling capacity (total) ¹⁾ Water temperature: 12 °C/18 °C	kW	47.3	69.4	99.6	121.4	157.9	214.6
Noise ¹⁾²⁾	dBA	55	58	56	58	59	57
EER ¹⁾	kW/kW	24.89	31.55	31.12	31.13	28.20	29.00
AER ¹⁾³⁾	W/(m ³ /h)	0.21	0.17	0.17	0.18	0.19	0.19
Size		1	2	3	4	5	7

CyberAir 3PRO ASU CW

Upflow (1 chilled water circuit)		430	640	940	1220	1560
Airflow	m ³ /h	9,000	12,500	19,000	21,500	29,000
Cooling capacity (total) ¹⁾ Water temperature: 12 °C/18 °C	kW	47.3	68.1	99.6	119.1	155.8
Noise ¹⁾²⁾	dBA	57	59	58	59	60
EER ¹⁾	kW/kW	23.65	29.61	27.67	29.77	26.86
AER ¹⁾³⁾	W/(m ³ /h)	0.22	0.18	0.19	0.19	0.20
Size		1	2	3	4	5

Dimensions

Size		1	2	3	4	5	7
Width	mm	950	1,400	1,750	2,200	2,550	3,110
Height	mm	1,980					
Depth	mm	890				980	

Comments:

All data apply at 400 V/ 3ph/ 50 Hz with 20 Pa ESD for Downflow and 50 Pa ESD for Upflow units

¹⁾ Return air conditions: 33 °C/30 % r.h.; glycol proportion: 0 %

²⁾ Noise measured at a distance of 2 m in free-field conditions

³⁾ AER = Airflow Efficiency Ratio = Fan power input / Airflow

CyberAir 3PRO ASD/U CW2

Technical data

CyberAir 3PRO ASD CW2

Downflow (2 chilled water circuits)		280	480	700	850	1090	1280
Airflow	m ³ /h	7,500	11,000	16,500	19,500	26,500	34,500
Cooling capacity (total) ¹⁾ Water temperature: 12 °C/18 °C	kW	34.6	53.4	76.9	91.0	124.1	160.0
Noise ¹⁾²⁾	dBA	52	55	54	56	58	56
EER ¹⁾	kW/kW	24.71	29.67	28.48	27.58	24.33	24.24
AER ¹⁾³⁾	W/(m ³ /h)	0.19	0.16	0.16	0.17	0.19	0.19
Size		1	2	3	4	5	7

CyberAir 3PRO ASU CW2

Upflow (2 chilled water circuits)		280	480	700	850	1090
Airflow	m ³ /h	7,500	10,500	16,200	19,100	26,200
Cooling capacity (total) ¹⁾ Water temperature: 12 °C/18 °C	kW	34.6	51.6	75.9	89.6	123.1
Noise ¹⁾²⁾	dBA	55	56	56	58	60
EER ¹⁾	kW/kW	23.07	30.35	26.17	26.35	22.38
AER ¹⁾³⁾	W/(m ³ /h)	0.20	0.16	0.18	0.18	0.21
Size		1	2	3	4	5

Dimensions

Size		1	2	3	4	5	7
Width	mm	950	1,400	1,750	2,200	2,550	3,110
Height	mm	1,980					
Depth	mm	890					980

Comments:

All data apply at 400 V/3 ph/ 50 Hz with 20 Pa ESD for Downflow and 50 Pa ESD for Upflow units

¹⁾ Return air conditions: 33 °C/30 % r.h.; glycol proportion: 0 %

²⁾ Noise measured at a distance of 2 m in free-field conditions

³⁾ AER = Airflow Efficiency Ratio = Fan power input / Airflow

STULZ Company Headquarters

STULZ GmbH

Holsteiner Chaussee 283
22457 Hamburg
Tel. +49 40 5585-0
products@stulz.de

STULZ Subsidiaries

GERMANY
AUSTRALIA
AUSTRIA
BELGIUM
BRAZIL
CHINA
FRANCE
INDIA
INDONESIA
ITALY
MEXICO
NETHERLANDS
NEW ZEALAND
POLAND
SINGAPORE
SOUTH AFRICA
SPAIN
SWEDEN
UNITED KINGDOM
USA

STULZ Australia Pty. Ltd.

34 Bearing Road
Seven Hills NSW 2147
Tel. +61 (2) 96744700
sales@stulz.com.au

STULZ Austria GmbH

Industriezentrum NÖ – SÜD,
Straße 15, Objekt 77, Stg. 4, Top 7
2355 Wiener Neudorf
Tel. +43 1 615 99 81-0
info@stulz.at

STULZ Belgium BVBA

Tervurenlaan 34
1040 Brussels
Tel. +32(470)292020
info@stulz.be

STULZ Brasil

Ar Condicionado Ltda.
Rua Cancioneiro de Évora, 140
Bairro - Santo Amaro São
Paulo-SP, CEP 04708-010
Tel. +55 11 4163 4989
comercial@stulzbrasil.com.br

STULZ Air Technology and Services Shanghai Co., Ltd.

Room 406, Building 5
457 North Shanxi Road
Shanghai 200040
Tel: + 86 21 3360 7101
info@stulz.cn

STULZ France S. A. R. L.

107, Chemin de Ronde
78290 Croissy-sur-Seine
Tel. +33(1)34 80 47 70
info@stulz.fr

STULZ-CHSPL (India) Pvt. Ltd.

006, Jagruti Industrial Estate
Mogul Lane, Mahim
Mumbai - 400016
Tel. +91 (22) 56 66 94 46
info@stulz.in

PT STULZ Air Technology Indonesia

Kebayoran Square blok KQ unit A-01
Jalan Boulevard Bintaro Jaya,
Bintaro Sektor 7,
Tangerang Selatan 15229
Tel. +62 21 2221 3982
info@stulz.id

STULZ S.p.A.

Via Torricelli, 3
37067 Valeggio sul Mincio (VR)
Tel. +39(045)633 1600
info@stulz.it

STULZ México S.A. de C.V.

Avda. Santa Fe No. 170
Oficina 2-2-08, German Centre
Delegación Alvaro Obregon
MX- 01210 México
Distrito Federal
Tel. +52(55)52928596
ventas@stulz.com.mx

STULZ GROEP B. V.

Postbus 75
180 AB Amstelveen
Tel. +31(20)5451 111
stulz@stulz.nl

STULZ New Zealand Ltd.

Unit O, 20 Cain Road
Penrose, Auckland 1061
Tel. +64(9)360 32 32
sales@stulz.co.nz

STULZ Polska SP. Z O.O.

Budynek Mistral.
Al. Jerozolimskie 162
02 – 342 Warszawa
Tel. +48(22)883 30 80
info@stulz.pl

STULZ Singapore Pte Ltd.

1 Harvey Road
#04-00 Tan Heng Lee Building
Singapore 369610
Tel. +65 6749 2738
sales@stulz.sg

STULZ South Africa Pty. Ltd.

Unit 3, Jan Smuts Business Park
Jet Park, Boksburg
Gauteng, South Africa
Tel. +27(0)11 397 2363
aftersales@stulz.co.za

STULZ España S.A.

Calle Carabaña, 25C
28925 Alcorcón (Madrid)
Tel. +34(91)517 83 20
info@stulz.es

STULZ Sverige AB

Västertorpsvägen 135
129 44 Hägersten
Stockholm, Sweden
Tel. +46 8 12157550
info@stulzverige.se

STULZ U. K. Ltd.

First Quarter,
Blenheim Rd. Epsom
Surrey KT 19 9 QN
Tel. +44(1372)74 96 66
sales@stulz.co.uk

STULZ AIR TECHNOLOGY SYSTEMS (STULZ USA) , INC.

1572 Tilco Drive
Frederick, MD 21704
Tel. +1(301)620 20 33
info@stulz-ats.com


Technical data subject to change without notice. 1100283 V1.5 04-18 en - © STULZ GmbH, Hamburg

Close to you around the world

With specialist, competent partners in ten German branches and in subsidiaries and exclusive sales and service agents around the world.

Our ten production sites are situated in Europe, North America and Asia.

For further information, please visit our website at www.stulz.com



You can find out more
on our product page.